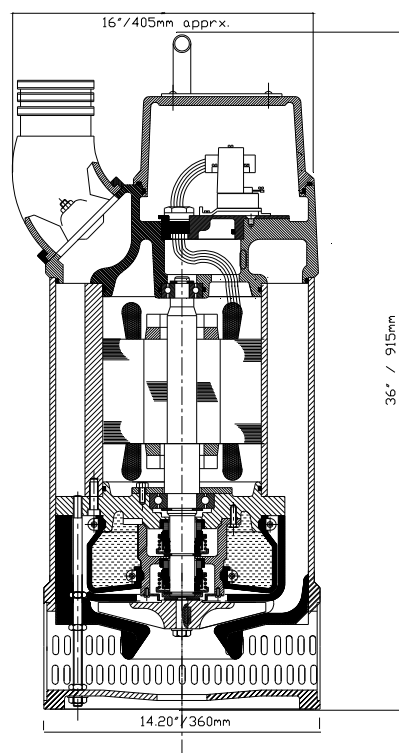


mody

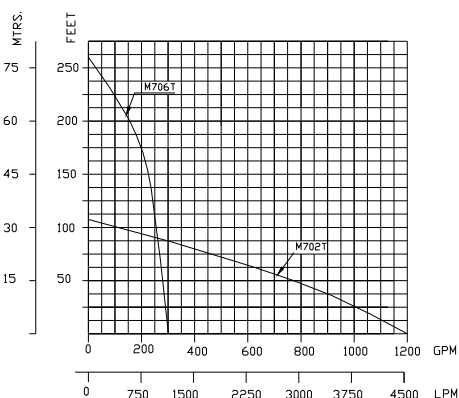
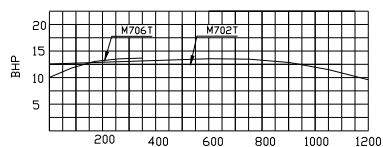
ELECTRIC SUBMERSIBLE DRAINAGE PUMP

M-700 SERIES 16HP (12kW)



PERFORMANCE CURVES

MODEL: M702T/M706T (50/60 Hz)



M-700 SERIES

MATERIALS OF CONSTRUCTION AND ENGINEERING DATA

MOTOR

2-pole induction **continuous rated** motor with squirrel cage rotor.
 Stator insulation class 'H' (180°C)
 Speed : 3400 RPM @ 60 Hz, 2800 RPM @ 50 Hz
 Power Rating : 16HP @ 60 Hz, 12kW @ 50Hz Full Load
 Current FLA: 22 Amps @ 460v. 25 Amps @ 400v.
 Max. temperature of the pump liquid : 104°F/40°C
 Max. start/stop per hour : 15
 Star - Delta Starting Optional

POWER SUPPLY

3 phase, 50/60 Hz, AC Supply. Available in any voltage frequency combination. (208/220/230/380/415/460/575/1000V)

BALL BEARINGS

Single row deep groove upper bearing. Double angular contact lower bearings. The bearings are enclosed with high temperature grease-containing special Anti-corrosion additive.

POWER CABLE

Waterproof/oil proof, rubber-insulated, neoprene-sheathed copper conductor flexible cable, 50ft. (15m) length standard. Type SOOW in North America, EPR in the Middle East and HO7RN in the EU.

SHAFT SEAL

Tandem Tungsten Carbide/Tungsten Carbide and Tungsten Carbide/Tungsten Carbide Mechanical seals wholly enclosed in a pressure compensated oil chamber.

CORROSION RESISTANT

Epoxy coated Steel Outer Casing
 Epoxy coated Aluminum Stator Casing
 Nitrile Rubber- Lined Diffuser/Wear plate.
 Shaft: 431 Stainless Steel
 Hardware: 304 Stainless Steel
 Impeller: Nitride Hardened 410SS to 56HRC is Standard.
 pH Range 5 - 8

STRAINER

304 Stainless Steel with 1-3/16" (25.5mm) X 3/16" (5mm) {M 702}, 3/8" (10mm) Round Holes {M 706}

SUBMERGENCE

Submergence below liquid surface min 5" (127mm) max. 50' (15m).

WEIGHTS (Approx. without cable)

M 702: 300lbs. (136Kg)
 M 706: 325lbs. (148Kg)



Due to continuous product development, specifications are subject to change without notice.

03.10.Rev.0