

modity ELECTRIC SUBMERSIBLE DRAINAGE PUMP

G-1506 SERIES

**PORTABLE ELECTRIC
SUBMERSIBLE PUMP FOR
CORROSIVE & ABRASIVE
APPLICATIONS**

.....


Model G-1506T

6" (150mm) NPT/Hose/BSPT

150 HP (110KW) @ 50/60 Hz

(High Head)

.....



G-1506 DESIGN ADVANTAGES

- Stainless Steel Shaft, Impeller, Outlet and Hardware for maximum corrosion resistance.
- Choice of impeller materials:
 - 1) 304/316 Stainless Steel for sea water and corrosive applications.
 - 2) Nitride Hardened 410 Stainless Steel for abrasive applications. (standard)
- Double Silicon Carbide/Silicon Carbide and Silicon Carbide/Silicon Carbide mechanical seals.
- Mechanical Seals in wholly enclosed cast iron oil chamber.
- Ductile Iron Diffusers and Wear Plate with replaceable wear rings.
- Automatic ON/OFF/ON Thermal Overloads embedded in Stator Winding - requires external controls.
- Seal probe Sensor detects Progressive Seal Wear - requires external controls.
- Available in complete 316 Stainless Steel Construction with Silicon Carbide/Silicon Carbide Mechanical Seals and Viton® Elastomers.

Illinois Location:

(847) 841-7867

860 Church Rd Elgin, IL 60120

Minnesota Location:

(651) 758-7867

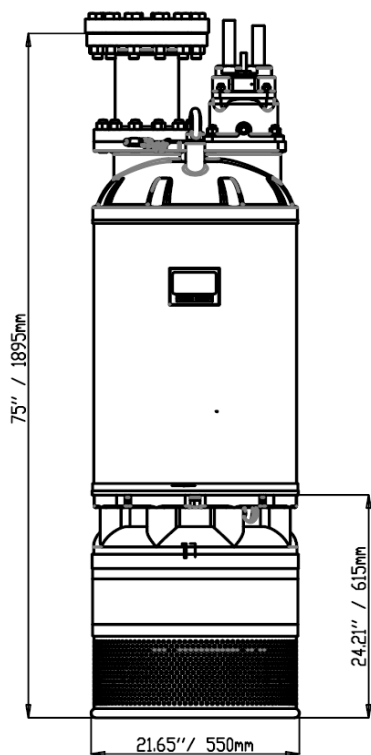
330 Mill Bay South Suite
Afton, MN 55001

PumpSupplyInc.com



mody ELECTRIC SUBMERSIBLE DRAINAGE PUMP

G-1506 SERIES 110kW/150HP 50/60Hz



G-1506 SERIES MATERIALS OF CONSTRUCTION AND ENGINEERING DATA

MOTOR

2-pole induction **continuous rated** motor with squirrel cage rotor.
 Stator insulation class 'H' (180°C)
 Speed : 3400 RPM @ 60 Hz, 2800 RPM @ 50 Hz
 Power Rating : 150HP @ 50/60 Hz Full Load
 Current FLA: 160 Amps @ 460v, 185 Amps @ 400v
 Max. temperature of the pump liquid : 104°F/40°C
 Max. start/stop per hour : 15
 Star - Delta Starting Optional

POWER SUPPLY

3 phase, 50/60 Hz, AC Supply. Available in any voltage frequency combination.(380/415/460/575/1000V)

BEARINGS

Single row cylindrical roller upper bearing. Triple angular contact lower bearings. The bearings are enclosed with high temperature grease-containing special Anti-corrosion additive.

POWER CABLE

Waterproof/oil resistant, rubber-insulated, neoprene-sheathed copper conductor flexible cable, 50ft. (15m) length standard. Type SOOW in North America, EPR in the Middle East and HO7RN in the EU. Control cable with thermal overloads and seal probe sensor included. Dual Power Cables for Star-Delta start available.

SHAFT SEAL

Double Silicon Carbide/Silicon Carbide and Silicon Carbide/Silicon Carbide Mechanical seals wholly enclosed in an oil chamber.

CORROSION RESISTANT

Epoxy coated Steel Outer Casing
 Cast Iron Stator Casing
 Ductile Iron Diffuser/Wear plate.
 Shaft: 431 Stainless Steel
 Hardware: 304 Stainless Steel
 Impeller: Nitride Hardened 410SS to 56HRC is Standard.
 pH range 6 - 11

STRAINER

Steel Strainer with 0.5" (13mm) round holes.

SUBMERGENCE

Submergence below liquid surface min 24" (600mm) max. 65' (20m).


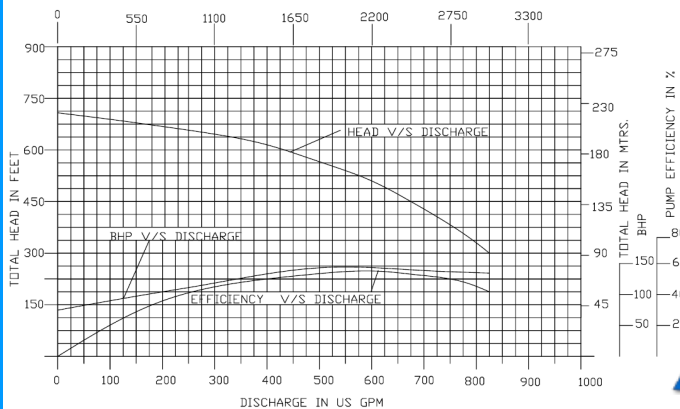
WEIGHTS (Approx. without cable)

G 1506: 2200lbs. (1000Kg)

PERFORMANCE CURVE

MODEL: G1506T (60 Hz)

DISCHARGE IN LPM



PUMP SUPPLY
INCORPORATED

Due to continuous product development, specifications are subject to change without notice.
03.16.Rev.0