




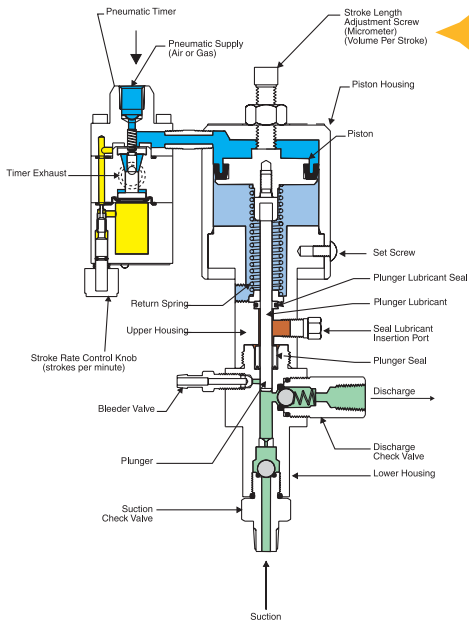
LINC
MILTON ROY

CHEMICAL
METERING
PUMPS



ELECTRIC
PNEUMATIC
BEAM OPERATED
CERAMIC PLUNGERS
PRESSURES up to 15,000 Psi
PLUNGER & BELLWS DISPLACEMENT
IN A VARIETY OF AUSTENITIC METALS

LINC

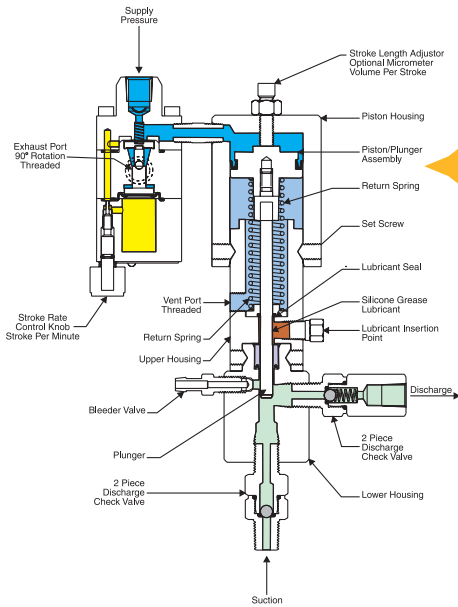
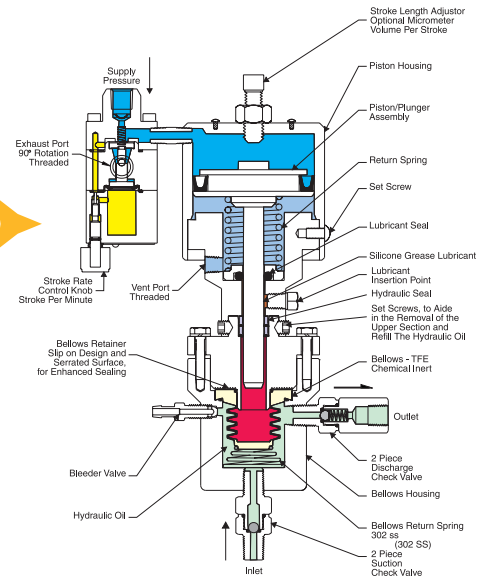


84T Series Pneumatic Pump

- Pressures up to 10,000 psi
- Ceramic Plungers Optional
- Plunger sizes from 1/8" to 2 1/4"
- Piston Sizes from 2 1/4" to 10"
- 316 ss Wetted Parts
- Carbide Check Balls
- Variety of Plunger Seals
- In a Variety Austenitic Metals

85T Series Pneumatic Pump

- Pressures up to 2,400 psi
- Ceramic Plungers
- Plunger Sizes in 1/4" & 1/2"
- Piston Sizes in 2 1/4" & 3"
- 316 ss Check Valves
- Carbide Check Balls
- Dual Plunger Seals
- In a Variety of Austenitic Metals
- Leak-Free Bellows Design Isolates Chemicals for Seal Longevity and Environmental Protection

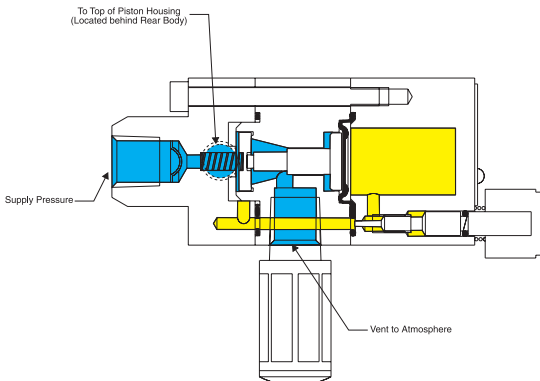
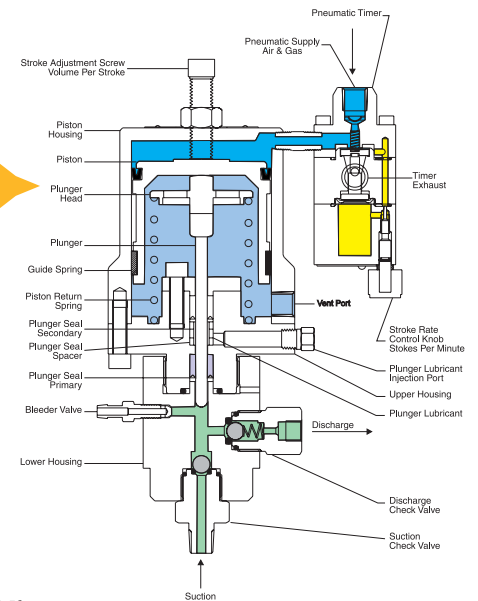


87T Series Pneumatic Pump

- Pressures up to 2,500 psi
- Ceramic Plungers Optional
- Plunger sizes in 1/4"
- Piston Sizes in 1 1/2"
- 316 ss Wetted Parts
- Carbide Check Balls
- In a Variety Austenitic Metals

94P Series Pneumatic Pump

- Pressures up to 15,000 psi
- Ceramic Plungers
- Plunger sizes in 1/4" & 1/2"
- Piston Sizes in 3" to 5"
- 316 ss Construction
- Carbide Check Balls
- Dual Plunger Seals
- In a Variety Austenitic Metals



T Series LINC Timer

Features

- Easily Exhausts Entrained Fluids
- Handles Actuation pressure up to 150 psi
- Retrofits to Many Leading Pump Lines, such as Williams, Morgan, Haskel & Arrow
- Integrated Rolled Diaphragm for Lubrication Free Long Life

