

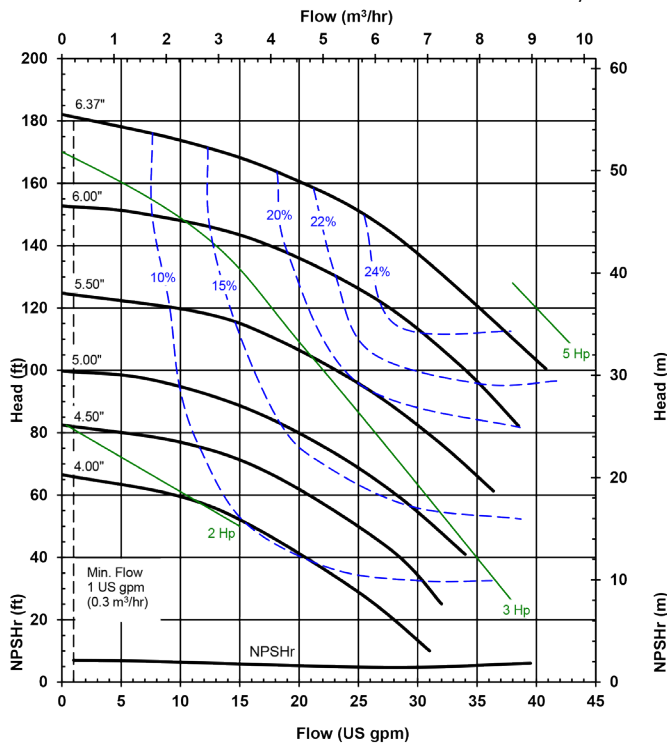


# UCP SERIES

## MODEL UCP1516L (1.5X1X6 - AA)

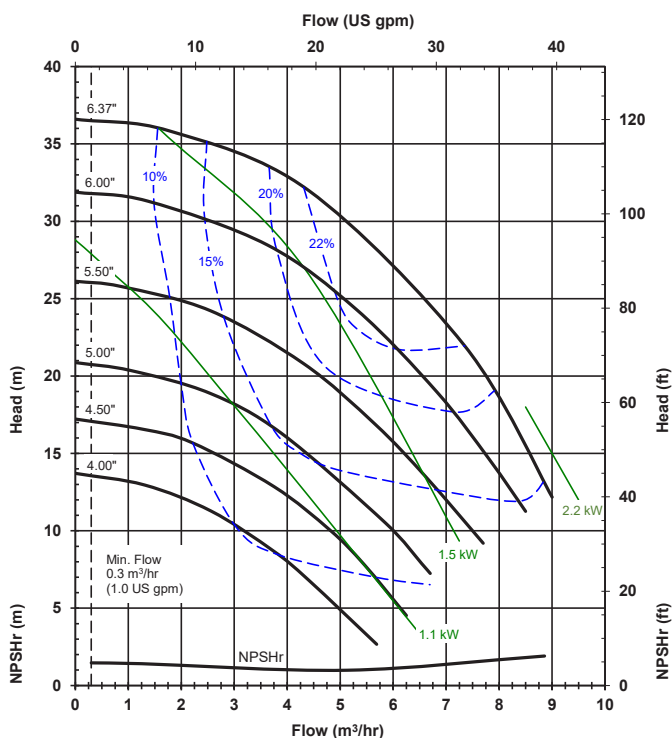


### UCP1516L PERFORMANCE 3500 RPM, 60 Hz



Impeller trims are available in 1/8" diameter increments (ex: 6.13", 4.13") between all curves

### UCP1516L PERFORMANCE 2900 RPM, 50 Hz



Impeller trims are available in 1/8" diameter increments (ex: 6.13", 4.13") between all curves

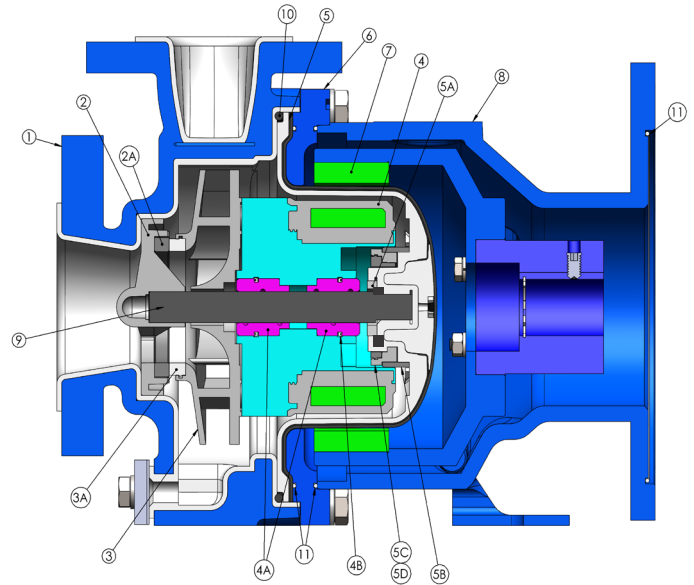
## FEATURES

- UCP is designed to be a less expensive alternative to conventional ANSI dimensional mag drive pumps by combining a mixture of ETFE with polypropylene (PP) construction
- Durable, corrosion-resistant ETFE lined ductile iron casing
- Inner drive magnets are encapsulated in pure, unfilled polypropylene (PP) and 100% vacuum tested for guaranteed reliability and safety
- Impeller is glass-fiber reinforced polypropylene (PP)
- Barrier liner is glass-fiber reinforced polypropylene (PP) with a carbon fiber reinforced exterior for exceptional strength and chemical resistance against a wide variety of fluids
- Casing meets ANSI B73.1m & B73.3 for foot and flange location
- Powerful neodymium magnets for dependable, leak-free operation
- Modified concentric volute reduces radial load thrust
- Axial thrust is managed with an annular orifice and balance holes
- Dual impeller bushings greatly reduces shaft load
- Suction shaft support with integral straightening vanes
- Easy-set measurement free outer drive
- Space saving vertical operation with IEC motor
- Back pull-out design
- Exclusive vapor protection protects outer drive magnet and motor face from corrosive fumes
- Casing drain standard
- 1/2" NPT motor adapter port with stainless steel plug
- Accepts standard NEMA 143-286 or IEC 90-160 motor frames
- Maximum power 30HP/22kW
- ANSI 150, ANSI 300 or ISO PN40 flange mountable
- CE Certified



# UCP SERIES

Item #	Description	Construction
1	Casing	Cast ductile iron, pure unfilled ETFE lined
2	Shaft support	Glass filled polypropylene (GF PP)
2A	Front thrust ring	Glass filled polypropylene (GF PP)
3	Impeller	Glass filled polypropylene (GF PP)
3A	Impeller thrust ring	Glass filled molybdenum disulfide-filled PTFE or alpha sintered silicon carbide
4	Inner drive	Neodymium iron boron magnets encapsulated in pure, unfilled polypropylene
4A	Bushing	Carbon, Alpha sintered silicon carbide, Dri-Coat (DLC) alpha sintered silicon carbide
4B	Bushing retaining ring	PTFE
5	Barrier	Molded glass filled polypropylene liner with carbon fiber reinforced exterior
5A	Barrier thrust ring	Alpha sintered silicon carbide
5B	Sealing ring	Glass filled molybdenum disulfide-filled PTFE
5C	Sealing ring retainer	Glass filled polypropylene (GF PP)
5D	Sealing ring lock	Glass filled polypropylene (GF PP)
6	Clamp ring	Powder coated ductile iron
7	Outer drive	Nickel plated neodymium iron boron magnets/ ductile iron
8	Motor adapter	Powder coated ductile iron
9	Shaft	High purity alumina ceramic, alpha sintered silicon carbide, Dri-Coat (DLC) alpha sintered silicon carbide
10	O-ring	FKM, EPDM, FEP-encapsulated FKM, Kalrez®, or Simriz®
11	Vapor Protection O-Rings	Buna N



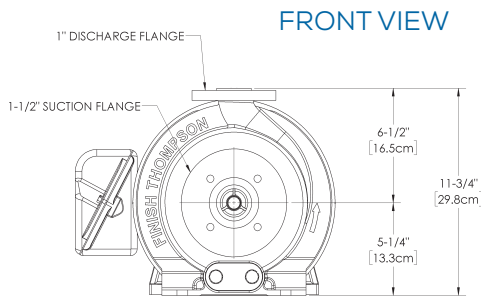
Kalrez® is a registered trademark of DuPont Performance Elastomers  
 Simriz® Perfluoroelastomer is a registered trademark of Simrit® division of Freudenberg-NOK.  
 Fluorosint® is a registered trademark of Quadrant DSM Engineering Plastic Products.

## SPECIFICATIONS

HP (kW)	Impeller Diameter	Suction	Discharge	Max. Flow 3500 rpm		Max. Head 3500 rpm		Max. Working Pressure psi (Bar)	Max. Viscosity cP	Max. Specific Gravity	Max. Temp. °F (°C)
	in (cm)	in (cm)	in (cm)	gpm	m <sup>3</sup> /hr	ft.	m				
3 - 30 (1.1 - 22.0)	4 - 6 3/8 (10.2 - 16.2)	1 1/2 (3.81)	1 (2.54)	167	37.9	180	55	300 (21)	200	1.8	180 (82)

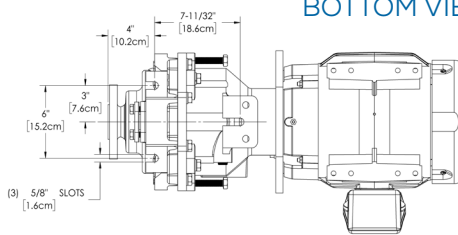
Note: Impeller trims available every 1/8" (.32 cm) between the smallest and largest diameters.

## DIMENSIONS

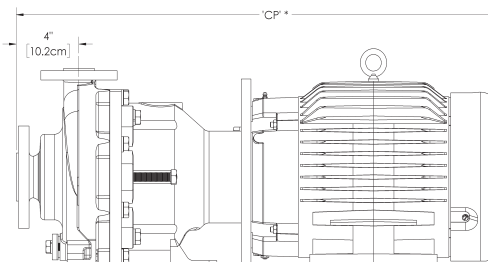


ANSI 150#, 300#, & ISO/DIN/PN40 flanges are in compliance with bolting dimensions only.

## BOTTOM VIEW



## SIDE VIEW



Motor Frames	CP (approx.)	
	(in)	(cm)
<b>NEMA</b>		
143-145TC	23-17/32	59.7
182/184TC	27-3/16	69.1
213/215TC	30-27/32	78.3
254/256TC	34-27/32	88.5
284/286TSC	38-3/16	97
<b>IEC</b>		
90 B14/B5	23-9/16	59.9
100/112 B14	25	63.5
100/112 B5	27-7/16	69.7
132 B5	31-3/32	79
160 B5	34-13/16	88.5



finishthompson.com

### FINISH THOMPSON INC. - HEADQUARTERS

921 Greengarden Road | Erie, PA 16501  
 800.934.9384 | ph 814.455.4478 | fx 814.455.8518  
 email sales@finishthompson.com

### FINISH THOMPSON INC. - EUROPE CENTER

Otto-Hahn-Strasse 16 | Maintal, D-63477 Germany  
 49 (0)6181-90878-0 | fx 49 (0)6181-90878-18  
 email europecenter@finishthompson.com