


SEEPEX.

An Ingersoll Rand Business

SIMPLE AND COMPACT PRODUCT GROUP W



Illinois Location:

(847) 841-7867

860 Church Rd Elgin, IL 60123

Minnesota Location:

(651) 758-7867

330 Mill Bay South Suite 1511 Afton, MN 55001

PumpSupplyInc.com



COST EFFECTIVE.



Illinois Location:

(847) 841-7867

860 Church Rd Elgin, IL 60123

Minnesota Location:

(651) 758-7867

330 Mill Bay South Suite 1511 Afton, MN 55001

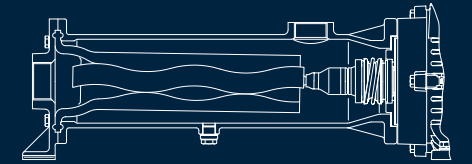
PumpSupplyInc.com

SEPEX wobble-stator pumps work reliably in many industries. They efficiently transfer liquids of thin to moderate viscosities, even with a high solids content. In contrast to conventional progressive cavity pumps they have a rotating unit with only one joint, which is why the stator “wobbles.”

OVERVIEW OF RANGES

BW RANGE

BW range pumps are portable and versatile. In contrast to conventional progressive cavity pumps, they have only one joint, which saves cost and weight and reduces downtime when replacing spare parts. This wobble-stator pump saves space because it is integral with the drive.



STATOR

Flexible stator, fixed on one side, with a reinforced flexing area that lasts longer than other designs. Special care has been taken to enhance the mechanical efficiency to lower both the starting and running torque.

UNIVERSAL JOINT SLEEVE WITH HOLDING BANDS

Protects the grease-filled joints from penetration of the pumped product, even in case of maximum pressure loading.

SHAFT SEALING RETAINER

For retaining the mechanical seal and centering the drive.

DRIVE

Electric motor, directly flanged to the pump without additional couplings or guards. Gearmotors and electronic or mechanical variable speed drives are also available.

ROTOR

Wear and corrosion resistant materials, with hard coating as standard.

CONNECTIONS

Connections according to DIN EN ISO 228-1 or NPT.

MAIN HOUSING

With drain plug and connections for pressure instruments, either in cast grey iron or stainless steel.

UNIVERSAL JOINT

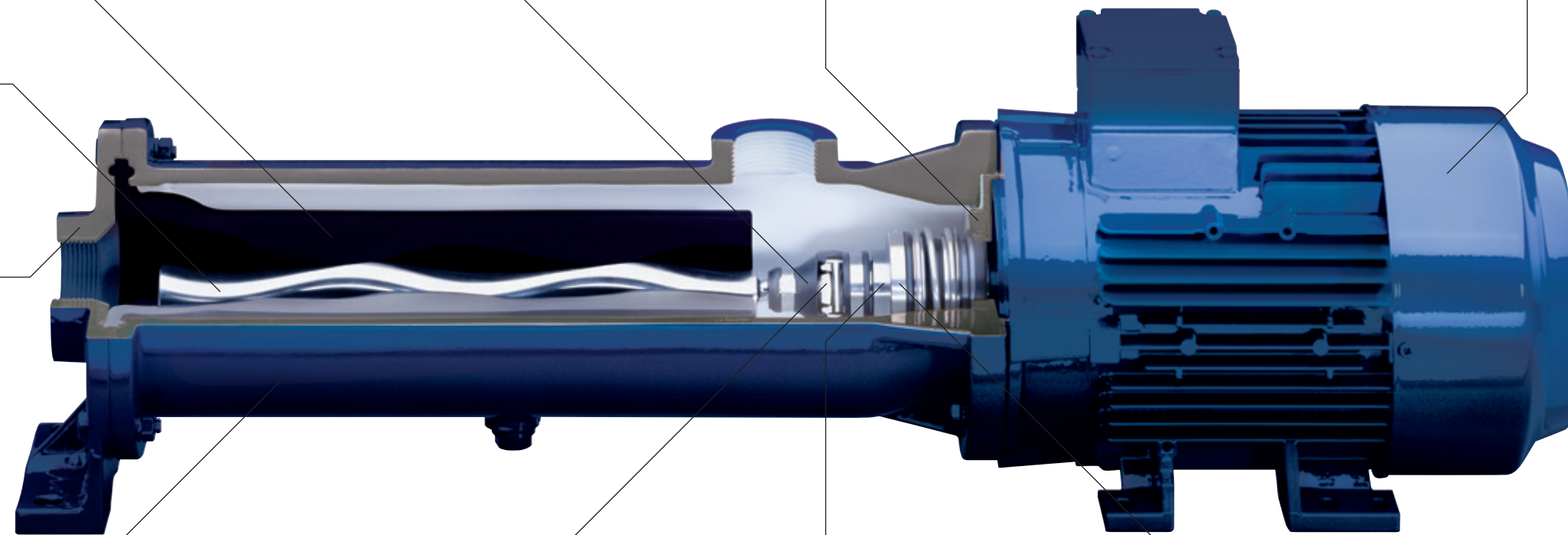
Consists of just five components. Power transmission through wear resistant, hardened and replaceable joint parts: easily repaired.

PLUG-IN SHAFT

Connects the joint and drive.

SHAFT SEALING

Single-acting mechanical seal, located on the pressure side to minimize the NPSHr and ensure positive sealing with an unbalanced seal.



Illinois Location:

(847) 841-7867

860 Church Rd Elgin, IL 60123

Minnesota Location:

(651) 758-7867

330 Mill Bay South Suite 1511 Afton, MN 55001

PumpSupplyInc.com

SEEPEX.

An Ingersoll Rand Business

APPLICATIONS

SEEPEX wobble-stator pumps are economical. They are used for applications where flows are too low or viscosities are too high for centrifugal pumps. Unlike most rotary PD pumps they can handle thin fluids like water and alcohol, while having a very low NPSHr and high suction lift capabilities.

They are often used for transferring applications of polyelectrolytes, sludge from municipalities or painting plants, machine coolants for grinding or polishing and EDM devices that are solids laden. They are perfect for a variety of utility applications where pumps are required to be versatile and portable.

They consume less energy than air operated pumps, which often freeze up in humid conditions. They are much more durable than sliding vane, gear, hose or diaphragm pumps. BW pumps are just a small step below the tough N pumps that are used for some of the most demanding jobs in the industry but are less expensive and easier to install and maintain.

FEATURES

- Rotating unit with only one joint
- Easy to maintain and economical due to the simple pump design
- Quick and inexpensive replacement of the conveying elements due to a rotating unit with only one joint
- Space-saving via a short, compact design with directly flange-mounted drive (block type)
- BW range with flexible stator secured on one side
- Enhanced design with improved NPSHr capabilities
- More durable than competitor's designs with "umbrella-type" wobble stators

KEY FACTS

- Conveying capacity:
up to 10 m³/h (44 USGPM)
- Pressure:
up to 4 bar (60 psi)

SEEPEX GmbH

www.seepex.com



Illinois Location:

(847) 841-7867

860 Church Rd Elgin, IL 60123

Minnesota Location:

(651) 758-7867

330 Mill Bay South Suite 1511 Afton, MN 55001

PumpSupplyInc.com