

# SALES AND ENGINEERING DATA

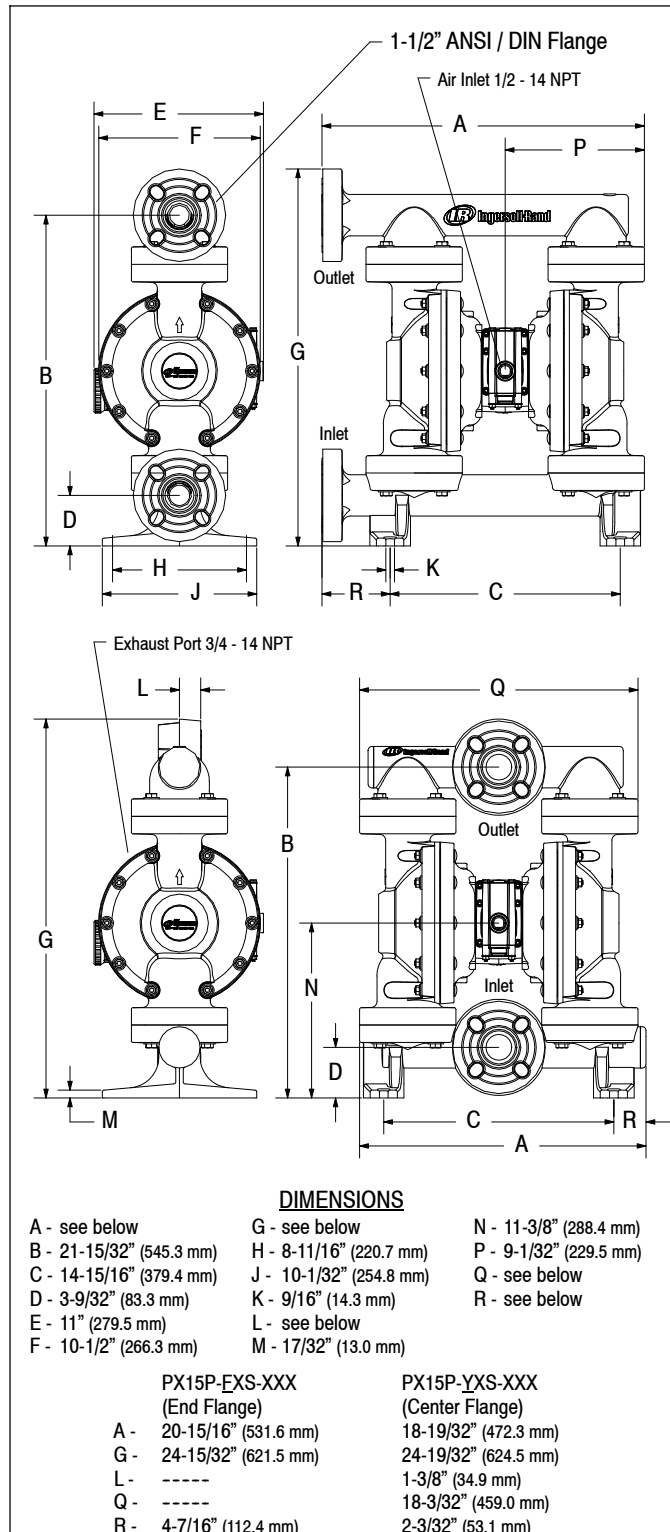
RATIO SERIES: **1:1**

FLUID PSIG RANGE: **20 - 120**

## PD15P-XXS-XXX AND PE15P-XXS-XXX 1-1/2" NON-METALLIC DIAPHRAGM PUMP

RELEASED: 9-5-03  
REVISED: 5-25-18  
(REV: H) S-1280

### DIMENSIONAL DATA



### SPECIFICATIONS

#### CONSTRUCTION

<b>Model Series</b> .....	PD15P-XXS-XXX PE15P-XXS-XXX
<b>Pump Type</b> .....	Non-Metallic, Air Operated, Double Diaphragm
<b>Ratio</b> .....	1:1
<b>Material Inlet / Outlet (female)</b> .....	1-1/2" ANSI / DIN Flange
<b>Air Inlet (female)</b> .....	1/2 - 14 NPT
<b>Air Exhaust (female)</b> .....	3/4 - 14 NPT
<b>Weight</b> ..	PX15P-FKS-XXX ..... 63.94 lbs (29.00 kgs) PX15P-FPS-XXX ..... 42.60 lbs (19.32 kgs) PX15P-YKS-XXX ..... 55.94 lbs (25.37 kgs) PX15P-YPS-XXX ..... 42.30 lbs (19.19 kgs)
<b>Air Section Service Kit</b> .....	637389
<b>Major Air Valve Assembly</b>	
PD15P-XXS-XXX .....	637390-1
PE15P-XXS-XXX .....	637390-2
<b>Fluid Section Service Kit</b> .....	637391-XX

**PX15P-XXS-X**    
**637391 -**    
 Diaphragm Material  
 Ball Material

EXAMPLE: Model # PD15P-FPS-PAA  
 Fluid Section Service Kit is 637391-AA

#### PERFORMANCE

<b>Air Inlet Pressure Range</b> .....	20 - 120 psig (1.4 - 8.3 bar)
<b>Maximum Material Inlet Pressure</b> ..	10 psig (0.69 bar)
<b>Fluid Pressure Range</b> .....	20 - 120 psig (1.4 - 8.3 bar)
<b>Maximum Flow Rate (flooded inlet)</b> ..	123.1 gpm (465.9 lpm)
<b>Displacement / Cycle @ 100 psig</b> ..	0.617 gal. (2.34 lit.)
<b>Maximum Particle Size</b> .....	1/4" dia. (6.4 mm)
<b>Maximum Temperature Limits (diaphragm / ball / seat material)</b>	
E.P.R. / EPDM .....	-60° to 280° F (-51° to 138° C)
Hytrel® .....	-20° to 180° F (-29° to 82° C)
Nitrile .....	10° to 180° F (-12° to 82° C)
Polypropylene .....	35° to 175° F (2° to 79° C)
PVDF (Kynar®) .....	10° to 200° F (-12° to 93° C)
Santoprene® .....	-40° to 225° F (-40° to 107° C)
PTFE .....	40° to 225° F (4° to 107° C)
Viton® .....	-40° to 350° F (-40° to 177° C)
<b>Noise Level @ 70 psig - 60 cpm</b> ...	81.0 dB(A)①

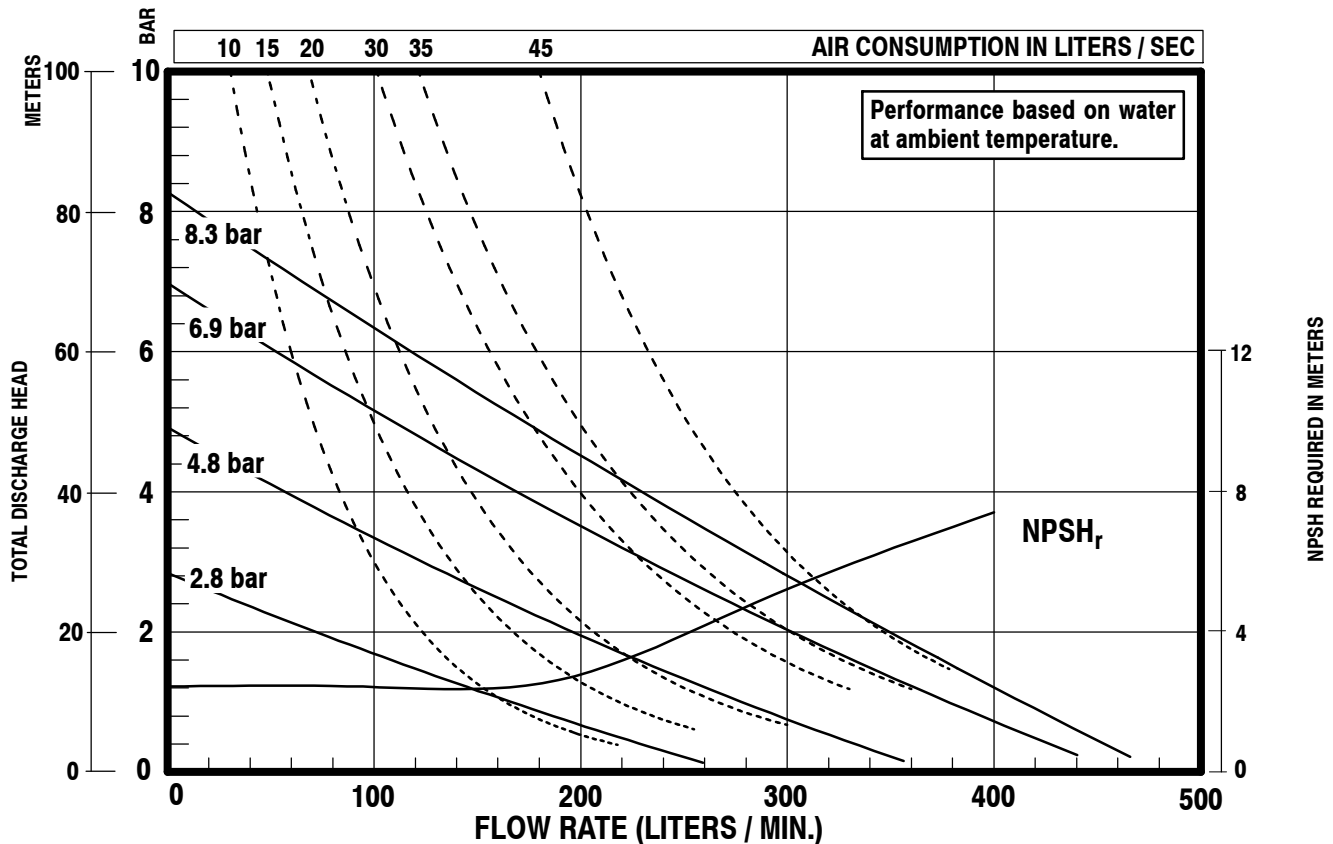
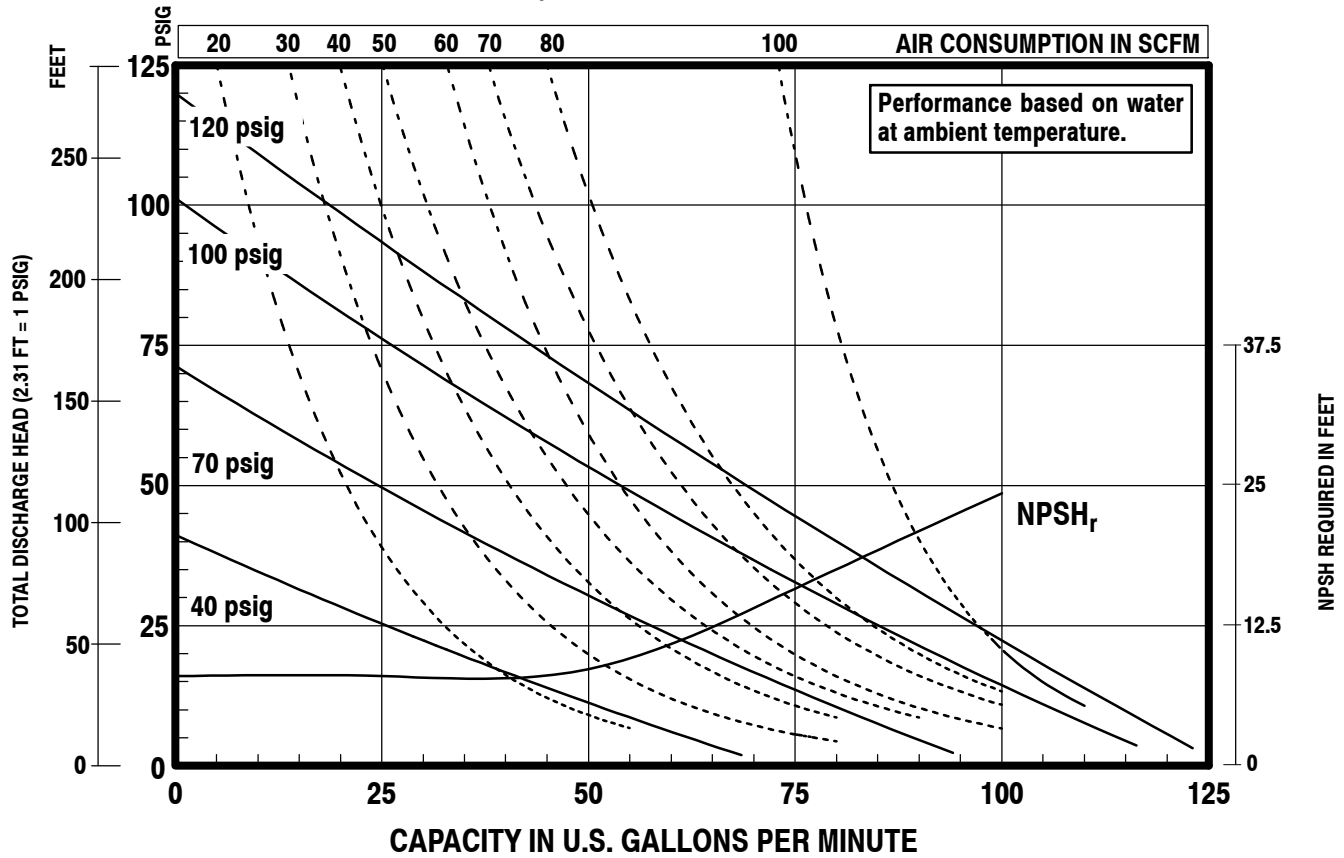
① The pump sound pressure level has been updated to an Equivalent Continuous Sound Level (L<sub>Aeq</sub>) to meet the intent of ANSI S1. 13-1971, CAGI-PNEUROPS S5.1 using four microphone locations.

NOTE: Performance tested with 95845 Diaphragm Check Valve.



### PERFORMANCE CURVES

#### PX15P-XXS-XXX 1-1/2" NON-METALLIC DIAPHRAGM PUMP



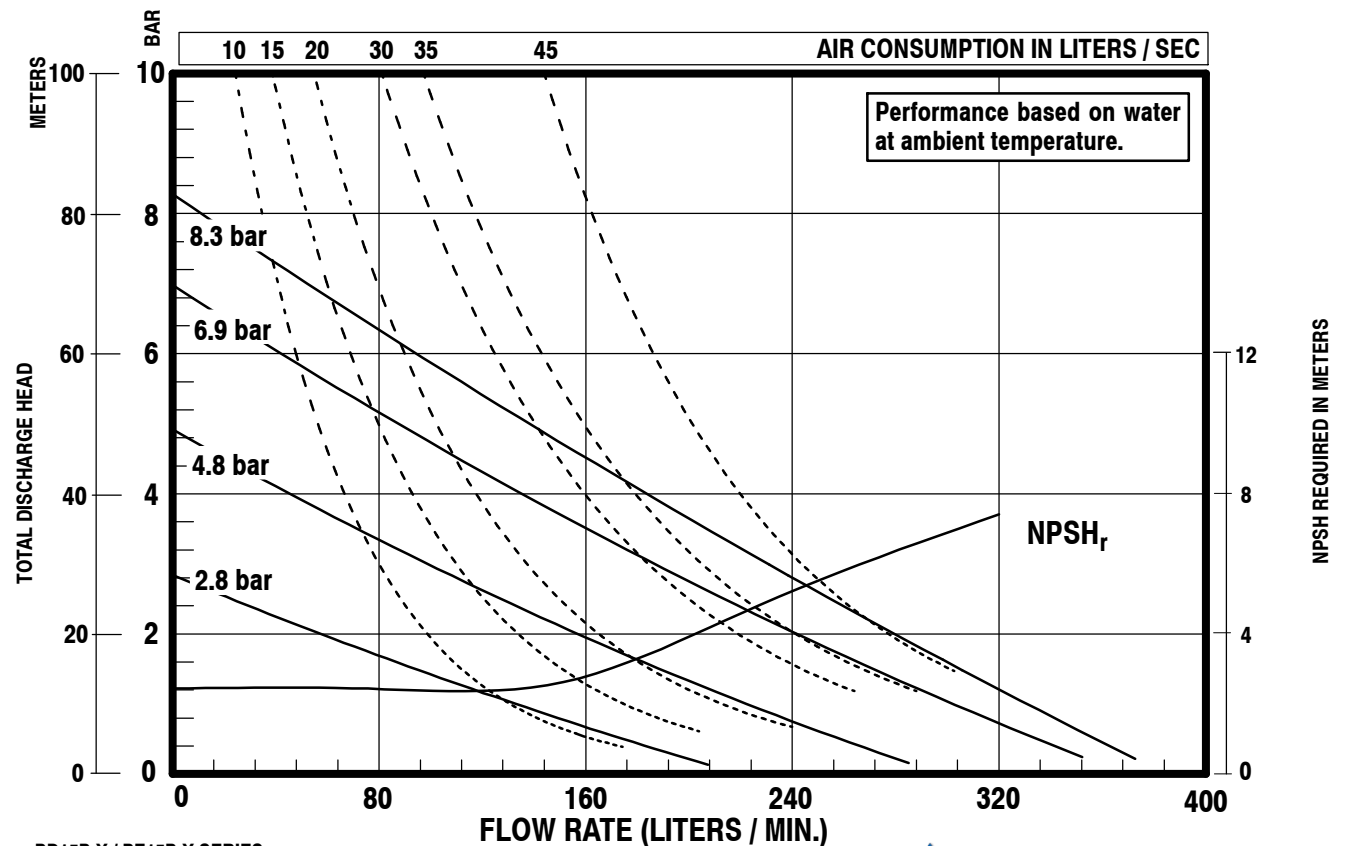
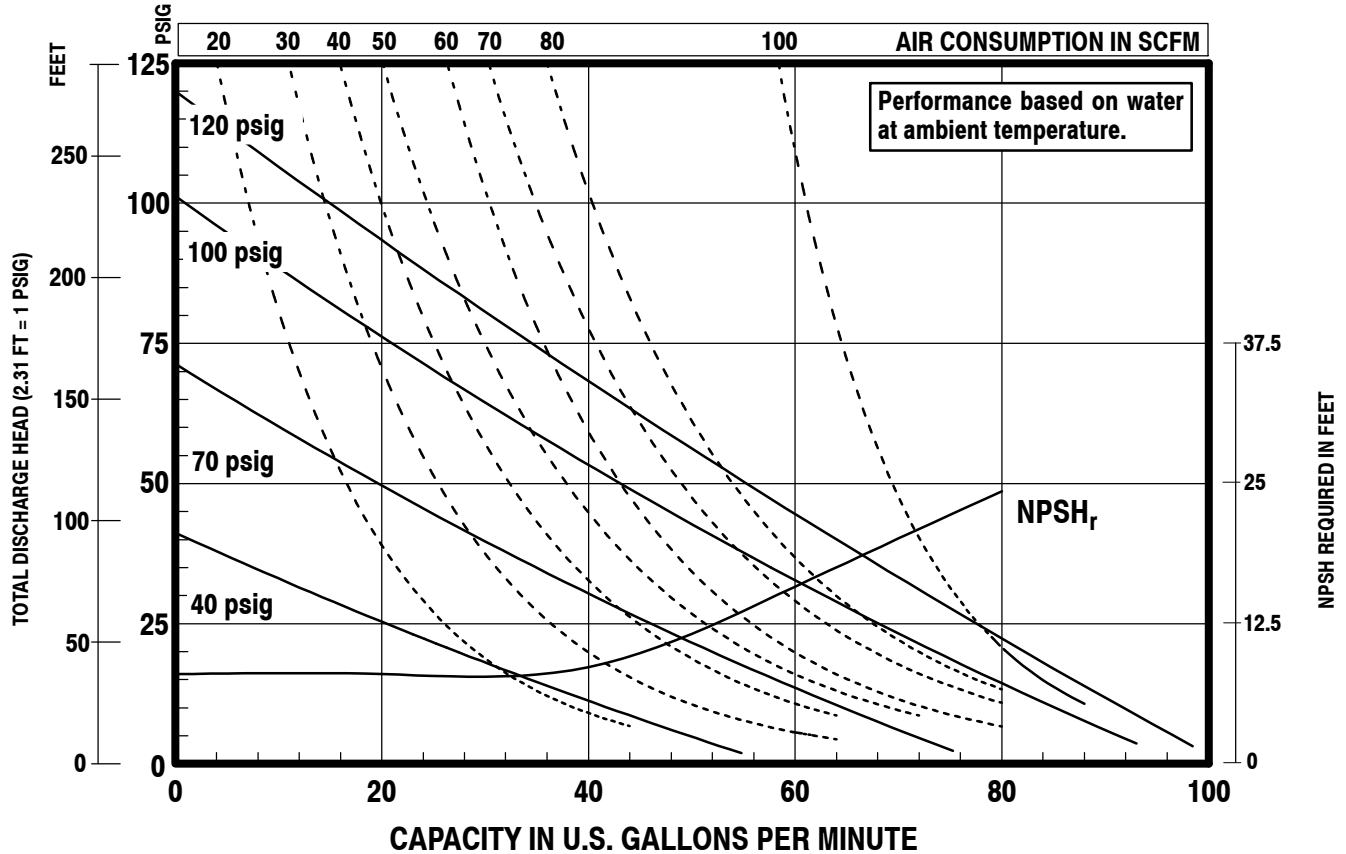
NOTE: Performance tested with 95845 Diaphragm Check Valve.



PD15P-X / PE15P-X SERIES

### PERFORMANCE CURVES

#### PE15P-XXS-XXX-XXEX & PE15P-XXS-XXX-XXFX 1-1/2" NON-METALLIC DIAPHRAGM PUMP



PD15P-X / PE15P-X SERIES

NOTE: Performance tested with 95845 Diaphragm Check Valve.



**Illinois Location:**  
(847) 841-7867  
860 Church Rd Elgin, IL 60120

**Minnesota Location:**  
(651) 758-7867  
330 Mill Bay South Suite  
Afton, MN 55001

PumpSupplyInc.com

