

# *mody* ELECTRIC SUBMERSIBLE DRAINAGE PUMP

## G-500/530/550 SERIES

### PORTABLE ELECTRIC SUBMERSIBLE PUMP FOR CORROSIVE & ABRASIVE APPLICATIONS

5 HP (3.7kW)

**G 502T / G 504T / G 506T**

4"(100mm) / 4"(100mm) / 3"(75/80mm) NPT or Hose

7.5 HP (5.5kW)

**G 530T / G 536T**

4"(100mm) / 3"(75/80mm) NPT or Hose

10 HP (7.5kW)

**G 554T / G 556T**

4"(100mm) / 3"(75/80mm) NPT or Hose



## G-500/530/550 DESIGN ADVANTAGES

- Stainless Steel Strainer, Shaft, Impeller, Outlet and Hardware for maximum corrosion resistance.
- Choice of impeller materials:
  - 1) 316 Stainless Steel for sea water and corrosive applications and;
  - 2) Nitride Hardened 410 Stainless Steel for abrasive applications. (Standard)
- Tandem Tungsten Carbide/Tungsten Carbide and Tungsten Carbide/Tungsten Carbide mechanical seals.
- Mechanical Seals in wholly enclosed pressure compensated oil chamber.
- Field adjustable Nitrile Rubber-lined Diffuser/Wear Plate Optimizes efficiency throughout the life of the pump. Optional Polyurethane Diffusers and Wear Plates are available.
- Automatic ON/OFF/ON Thermal Overloads embedded in Stator Winding Optional - requires 6 core cable and external controls.
- Equipped with Sacrificial Zinc Anodes for maximum life in a saline fluid environment.
- Available in complete 316 Stainless Steel Construction with Silicon Carbide/Silicon Carbide Mechanical Seals and Viton® Elastomers.

#### Illinois Location:

(847) 841-7867


860 Church Rd Elgin, IL 61

#### Minnesota Location:

(651) 758-7867

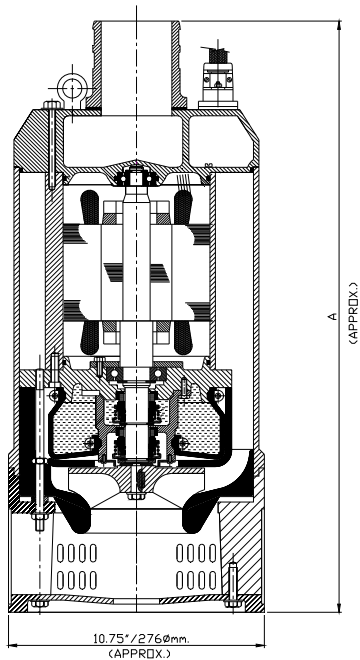
330 Mill Bay South Suite  
Afton, MN 55001

PumpSupplyInc.com



# mody ELECTRIC SUBMERSIBLE DRAINAGE PUMP

## G-500/530/550 SERIES 5HP(3.7kW) / 7.5(5.5kW) / 10HP(7.5kW)



MODEL	A
G-502	25-1/4" (640mm)
G-504	
G-506	
G-530	28-1/2" (725mm)
G-536	
G-554	29-1/2" (750mm)
G-556	

## G-500/530/550 SERIES

### MATERIALS OF CONSTRUCTION AND ENGINEERING DATA

#### MOTOR

2-pole induction **continuous rated** motor with squirrel cage rotor.  
 Stator insulation class 'H' (180°C)  
 Speed : 3400 RPM @ 60 Hz, 2800 RPM @ 50 Hz  
 Power Rating : 5HP/7.5HP/10HP @ 60 Hz, 3.7kW/5.5kW/7.5kW @ 50Hz Full Load  
 Current FLA: 7.1, 11, 14 Amps @ 460v. 8.1, 12.5, 16 @ 400v.  
 Max. temperature of the pump liquid: 104°F/40°C  
 Max. start/stop per hour : 15

#### POWER SUPPLY

3 phase, 50/60 Hz, AC Supply. Available in any voltage frequency combination. (208/220/230/380/415/460/575/1000V)

#### BALL BEARINGS

The rotor shaft is carried in two single row, deep groove ball bearings. The bearings are enclosed with high temperature grease-containing special Anti-corrosion additive.

#### POWER CABLE

Waterproof/oil proof, rubber-insulated, neoprene-sheathed copper conductor flexible cable, 50ft. (15m) length standard. Type SOOW in North America, EPR in the Middle East and HO7RN in the EU. 6 Core with thermal overloads optional.

#### SHAFT SEAL

Tandem Tungsten Carbide/Tungsten Carbide and Tungsten Carbide/Tungsten Carbide Mechanical seals wholly enclosed in a pressure compensated oil chamber.

#### CORROSION RESISTANT

Epoxy coated Aluminum Outer Casing  
 Epoxy coated Extruded Aluminum Stator Casing  
 Nitrile Rubber- Lined Diffuser/Wear plate. Polyurethane Optional.  
 Shaft: 431 Stainless Steel  
 Hardware: 304 Stainless Steel  
 Impeller: Nitride Hardened 410SS to 56HRC is Standard.  
 pH Range 5 - 8

#### STRAINER

304 Stainless Steel with 1" (25mm) X 1/4" (6mm) {G 502/504},  
 1-3/16" (30mm) X 3/8" (9.5mm) {G530/554},  
 1/4" (6mm) Round Holes {G 506/536/556}

#### SUBMERGENCE

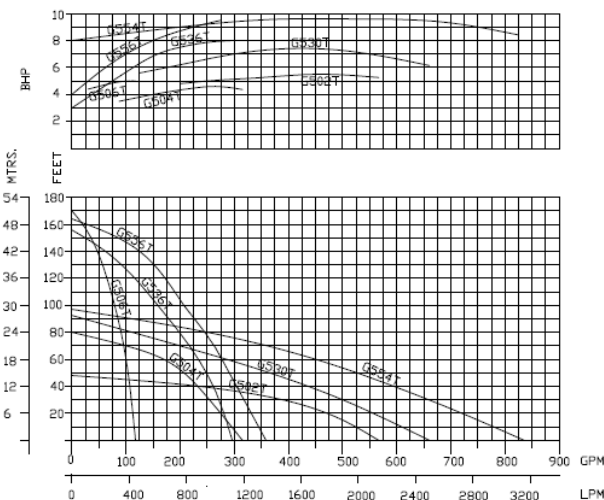
Submergence below liquid surface min 5" (127mm) max. 50' (15m).

#### WEIGHTS (Approx. without cable)

G 502/504:	110lbs. (50Kg)
G 506:	115lbs. (52Kg)
G 530:	130lbs. (59Kg)
G 536:	135lbs. (61Kg)
G 554:	142lbs. (64Kg)
G 556:	147lbs. (67Kg)

### PERFORMANCE CURVES

MODEL: G 502/504/506/530/536/554/556 (50/60 Hz)



Due to continuous product development, specifications are subject to change without notice.

03.10 Rev.0