


EBARA  
EBARA  
EBARA  
EBARA

# Model 3U/CDU

end suction centrifugal



EBARA

EBARA Fluid Handling

*an EBARA International Corporation company*

# Model 3U/CDU

## Features

- **Close coupled design**
  - saves space; simplifies maintenance and installation
- **Stainless steel liquid end components**
  - high quality; corrosion resistance
- **Versatile mounting**
  - can be installed horizontally or vertically
- **Back pullout construction**
  - assembly and overhaul of the impeller and seal without disturbing suction and discharge connections
- **Top centerline discharge and foot support under casing**
  - ensures self-venting and reduces misalignment from pipe loads
- **High operating efficiency**
  - lowers operating costs
- **High quality mechanical shaft seals and o-rings**
  - available for standard pumping requirements or optional high temperature and chemical duty operation




\*Note: NSF/ANSI 61 Annex G listed

Certified to NSF/ANSI 61, ANNEX G

## Applications

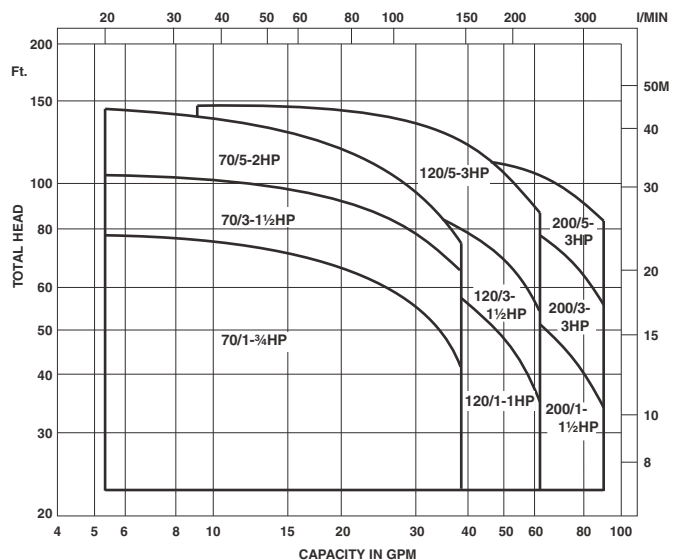
- Plant services
- Water supply systems
- Washing plants
- Cooling water
- Car wash
- Scrubbers
- Ultrapure water systems
- Jockey pump services
- Air conditioning
- Sprinkler/flow irrigation
- OEM equipment application
- Pressure boosting
- Liquid transfer
- Heat exchanger
- Spray systems
- Heating
- Beverage processing
- Pharmaceutical services
- Water reclamation and treatment
- General pump applications

## 3U selection chart



\*Note: Model 3U-65 – standard bronze impeller; optional SS impellers available

## CDU selection chart



### EBARA Fluid Handling

1651 Cedar Line Drive • Rock Hill, SC 29730 • (t) 803 327 5005 • (f) 803 327 5097

www.pumpsebara.com

©2006 EBARA International Corporation

EFHCDU3U0312